ZAYARD

NORTH STRIKE

Palmier
DEVELOPMENTS

About Palmier Developments

Company History and Background
Palmier was founded in 2016 with a vision to redefine luxury living in Egypt through innovative and high-quality real estate developments. Since its inception, the company has been committed to delivering unique and distinguished properties that cater to a diverse clientele. With a strong emphasis on quality, sustainability, and customer satisfaction, Palmiar has grown steadily, earning a reputation for excellence in the industry, specially in the area of new zayed.

About Zayard North Strike

Concept

Zayard North Strike's design philosophy revolves around the benefits of the northern direction, providing ample natural lighting, a healthy environment, and cooler homes in summer and warmer in winter. The project integrates natural elements and modern architectural designs to create a luxurious yet tranquil living experience.

Zayard North Strike stands out as a unique residential destination in New Zayed, offering a blend of modern luxury, natural beauty, and comprehensive amenities. With its strategic location, intelligent design, and commitment to providing a high-quality lifestyle, Zayard North Strike is the ideal choice for those seeking prosperity and tranquility in their living environment.


Discover The Harmon


y Of Northern Living

An New Experience of Prosperity, and Tranquility



Located in New Zayed, it offers an unmatched lifestyle. Zayard North Strike redefines luxury living with "North" as a symbol of wealth, prosperity, and tranquility. Located in New Zayed, it offers an unmatched lifestyle.

Intelligent Design for Serenity



Our design attracts buyers seeking serenity. Zayard North Strike blends harmonious architecture, diverse amenities, and a compelling message.

Unique Blend of Luxury and Nature



Zayard North Strike combines luxury and natural beauty. Enjoy state-of-the-art facilities and exquisite design.

Prime Location with Panoramic Views

Zayard North Strike is strategically located on a high hill in New Zayed, facing north to offer stunning, open views. Situated on two side streets and a main street, it ensures privacy and easy access. This prime location provides convenient access to services and public facilities, enhancing the overall living experience.



Building Orientation

Villas at Zayard North Strike face north for even lighting and reduced sun exposure. The layout creates open spaces for natural light and air flow. Heat-reflective materials on southern facades and solar design techniques enhance energy efficiency.



Materials

The compound uses heat-insulating materials, light-colored exterior paint, and insulated roofs to reflect sunlight and maintain a cool, comfortable environment.


Facilities & Lifes


style Amenities

Lush Gardens



Beautifully landscaped gardens with walking paths and seating areas, perfect for relaxation and socializing in a tranquil environment.

Water Features

Serene fountains and lakes that enhance the tranquility and aesthetic appeal of the compound.



Commercial Center

Shops, restaurants, and cafes designed to meet residents' daily needs and provide convenient access to a variety of dining and shopping options.



Olympic-sized swimming pool







Multipurpose Sports Court

Courts for Padel Tennis, Tennis, Basketball, and Small Football, equipped with modern gear for various sports activities.



Walking Jogging and Cycling Tracks

Dedicated tracks designed to promotehealthy and active lifestyle.



Children's Playing Area

A safe and fun playground designed specifically for kids' enjoyment and playtime.

Social Halls

Spaces designated for family events and gatherings, perfect for hosting celebrations and community events.





Barbecue and Social Gathering Areas

Outdoor spaces equipped for barbecues and social gatherings, fostering community interaction and leisure.



Service Management

A specialized management company dedicated to handling all compound services professionally and efficiently, ensuring smooth operation and maintenance of the community.

Secure Entrances and Exits

Designed to ensure the safety and privacy of residents with controlled access points.



Comprehensive Security System

Surveillance cameras and 24-hour security personnel ensuring the safety of residents. The system includes power generators to handle any outages, ensuring continuous security operations.


Success Partnership


os For North Strike



Expert Design Collaboration

The Strike North project is crafted in partnership with the renowned Moharram Bakhoum engineering office in Egypt, ensuring a distinguished and innovative real estate product.

ACE CONSULTING ENGINEERS
MOHARRAM.BAKHOUM

Premier Construction Execution



The project is brought to life by Al-Tabarak, one of the largest and most reputable construction companies, overseeing the foundational construction and concrete work with excellence.


Master plan



2D Plan

1-Commerical

2- Club House

3-Cross Fit

4-Olympic Swimming Pool

5-Events Area

6-Kids Area

7-Water Feature

8-Bridge

9-Seating Area

10-Multi-Purpose Playground


Multi-Purpose Playground
Seating Area
Water Feature
Bridge
Kids Area
Events Area
Olympic swimming pool
Cross Fit
Club House
Commercial
T-1
T-2
T-3
T-4
T-5
T-6
T-7
T-8
T-9
T-10
T-11
T-12
T-13
T-14
T-15
T-16
T-17
T-18
T-19
T-20
T-21
T-22
T-23
T-24
T-25
T-26
T-27
T-28
T-29
T-30
V1
V2
V3
V4
V5
V6
V7
V8
V9
V10
V11
V12
V13
V14
V15
V16
V17
V18
V19
V20
V21
V22
V23
V24
V25
V26
V27
V28
V29
V30
V31
V32
V33
V34
V35
V36
V37
V38
V39
V40
V41
V42
V43
V44
V45
V46
V47
V48
V49
I1
I2
I3
I4
I5
I6
I7
I8
I9
I10
I11
I12
I13
I14
I15
I16
I17
I18
I19
I20
I21
I22
I23
I24
I25



Bird View



Olympic-sized swimming pool



The Gate



Water feature



Commercial Area



Club House



Standalone Front



Standalone back

Stand Alone - 01 - Guest Floor



Total Area = 252 m2

01	Dinning	4.40*3.60 m	06	Lobby - 02	1.30*1.20 m
02	Kitchen	3.00*3.20 m	07	Elevator	1.25*1.00 m
03	G.Toilet	2.25*1.30 m	08	Stairs	2.15*2.45 m
04	Nanny's Toilet	1.60*1.30 m	09	Reception	6.60*3.80 m
05	Nanny's Room	1.80*2.15 m	10	Terrace	1.90*4.25 m

Stand Alone - 01 - Family Floor



Total Area = 252 m2

01	Reception	3.95*6.60 m	05	Bedroom - 02	3.30*3.80 m
02	Bathroom	2.35*3.15 m	06	Lobby - 02	1.10*3.50 m
03	Lobby - 01	1.00*1.35 m	07	Elevator	1.25*1.00 m
04	Bedroom - 01	3.15*3.80 m	08	Stairs	2.15*2.45 m

Standalone type1

Stand Alone - 01 Royal Floor



Total Area = 252 m2

01	Living Room	3.65*3.50m	06	Master Bedroom	3.80*4.55m
02	Balcony	2.00*0.90m	07	Lobby - 01	1.15*3.45m
03	Kitchinette	2.90*2.85m	08	Elevator	1.25*1.00m
04	Bathroom	4.20*1.90m	09	Stairs	2.15*2.45m
05	Dressing	3.35*1.90m	10	Lobby - 02	1.10*3.70m

Stand Alone - 01 - Roof Floor



Total Area = 252 m2

01	Lobby	2.35*1.25m	04	Elevator	1.25*1.00m
02	Toilet	2.70*1.20m	05	Stairs	2.15*2.45m
03	Laundary	1.70*1.00m			

Standalone type1

Stand Alone - 02 - Guest Floor



Total Area = 270 m2

01	Dinning	4.15*3.80 m	06	Lobby	1.35*1.30 m
02	Kitchen	3.65*3.30 m	07	Elevator	1.25*1.00 m
03	G.Toilet	2.15*1.20 m	08	Stairs	2.15*3.50 m
04	Nanny's Toilet	1.80*1.10 m	09	Reception	6.60*3.80 m
05	Nanny's Room	1.80*1.80 m	10	Terrace	2.50*4.30 m

Stand Alone - 02 - Family Floor



Total Area = 270 m2

01	Reception	3.60*6.55 m	07	Lobby - 02	1.15*3.70 m
02	Bathroom - 01	2.20*2.85 m	08	Elevator	1.25*1.00 m
03	Bathroom - 02	2.20*1.65 m	09	Stairs	2.15*3.50 m
04	Lobby - 01	1.10*1.40 m			
05	Bedroom - 01	3.15*3.80 m			
06	Bedroom - 02	3.30*3.80 m			

Standalone type2

Stand Alone - 02 - First Floor(Alt-2)



Total Area = 270 m2

01	Living Room	4.05*3.25m	07	Balcony - 02	1.00*2.85 m
02	Balcony - 01	2.50*1.00m	08	Bathroom-02	1.90*3.80m
03	Master Bedroom-01	3.60*3.20m	09	Lobby	3.60*1.10m
04	Bathroom-01	3.60*1.70m	10	Elevator	1.25*1.00m
05	Dressing	3.70*1.40m	11	Stairs	2.15*3.50m
06	Master Bedroom-02	4.55*3.80m			

Stand Alone - 02 - Royal Floor(Alt-1)



Total Area = 270 m2

01	Living Room	4.55*4.05m	07	Master Bedroom	3.80*5.05m
02	Balcony - 01	2.50*0.90m	08	Lobby - 01	1.15*3.50m
03	Kitchinette	2.00*2.65m	09	Elevator	1.25*1.00m
04	Bathroom	4.60*1.90m	10	Stairs	2.15*3.50m
05	Dressing	2.95*1.40m	11	Lobby - 02	1.15*3.70m
06	Balcony - 02	3.40*1.25m			

Standalone type2

Stand Alone - 02 - Roof Floor



Total Area = 270 m2

01	Lobby	3.50*1.10m	04	Elevator	1.25*1.00m
02	Laundary	1.25*1.45m	05	Stairs	2.15*3.50m
03	Toilet	1.15*2.65m			

Standalone type2

Stand Alone - 03 - Guest Floor



Total Area = 304 m2

01	Dinning	4.15*3.80 m	06	Lobby	1.50*1.30 m
02	Kitchen	4.15*3.30 m	07	Elevator	1.25*1.00 m
03	G.Toilet	2.50*1.20 m	08	Stairs	2.10*3.50 m
04	Nanny's Toilet	1.80*1.40 m	09	Reception	6.60*4.65 m
05	Nanny's Room	1.80*2.00 m	10	Terrace	4.25*2.50 m

Stand Alone - 03 - Family Floor



Total Area = 304 m2

01	Reception	4.10*6.55 m	07	Lobby - 02	1.15*3.70 m
02	Bathroom - 01	2.20*2.85 m	08	Elevator	1.25*1.00 m
03	Bathroom - 02	2.20*1.65 m	09	Stairs	2.10*3.50 m
04	Lobby - 01	1.15*1.40 m			
05	Bedroom - 01	3.15*4.65 m			
06	Bedroom - 02	3.30*4.65 m			

Standalone type3

Stand Alone - 03 - Royal Floor (Alt-1)



Total Area = 304 m²

01	Living Room	4.55*4.55m	07	Master Bedroom	4.65*5.05m
02	Balcony - 01	2.50*1.00m	08	Lobby - 01	1.15*3.50m
03	Kitchinette	3.15*2.00m	09	Elevator	1.25*1.00m
04	Bathroom	4.60*1.90m	10	Stairs	2.10*3.50m
05	Dressing	3.90*1.40m	11	Lobby - 02	1.15*3.70m
06	Balcony - 02	3.40*1.30m			

Stand Alone - 03 - First Floor(Alt-2)



Total Area = 304 m²

01	Living Room	4.50*3.25m	07	Balcony - 02	1.00*2.85m
02	Balcony - 01	2.50*1.00m	08	Bathroom-02	1.90*4.80m
03	Master Bedroom-01	4.10*3.20m	09	Lobby	3.60*1.10m
04	Bathroom-01	3.60*1.70m	10	Elevator	1.25*1.00m
05	Dressing	3.70*1.40m	11	Stairs	2.10*3.50m
06	Master Bedroom-02	4.55*4.80m			

Standalone type3

Stand Alone - 03 - Roof Floor



Total Area = 304 m²

01	Lobby	3.50*1.20m	04	Elevator	1.25*1.00m
02	Laundary	2.75*1.25m	05	Stairs	2.10*3.50m
03	Toilet	1.15*2.70m			

Standalone type3



Twin Front



Twin back

Twin House - 01 - Guest Floor



Total Area = 238 m2

01	Dinning	4.40*3.60 m	06	Lobby	1.05*1.00 m
02	Kitchen	2.35*3.15 m	07	Elevator	1.25*1.00 m
03	G.Toilet	2.25*1.10 m	08	Stairs	2.20*3.45 m
04	Nanny's Toilet	2.10*1.20 m	09	Reception	6.55*3.85 m
05	Nanny's Room	2.10*1.65 m	10	Terrace	1.90*4.15 m

Twin House - 01 - Family Floor

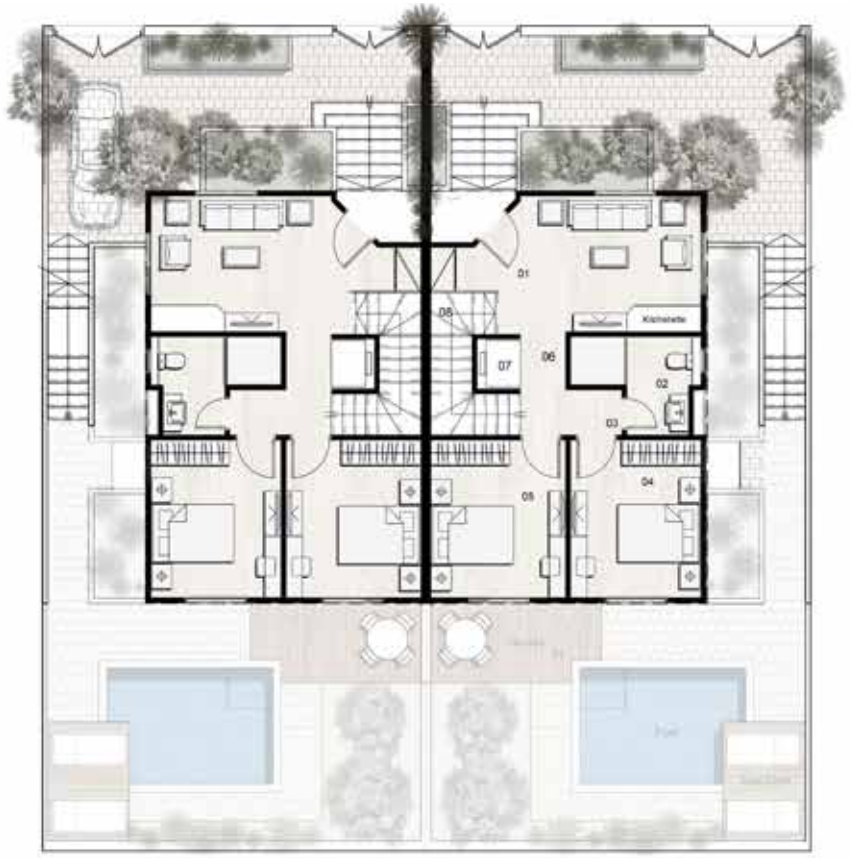

Total Area = 238 m2

01	Reception	3.30*6.55 m	05	Bedroom - 02	3.30*3.80 m
02	Bathroom	2.40*3.15 m	06	Lobby - 02	1.10*2.50 m
03	Lobby - 01	1.10*1.35 m	07	Elevator	1.25*1.00 m
04	Bedroom - 01	3.15*3.80 m	08	Stairs	2.20*3.45 m

twin type1

Twin House - 01 Royal Floor

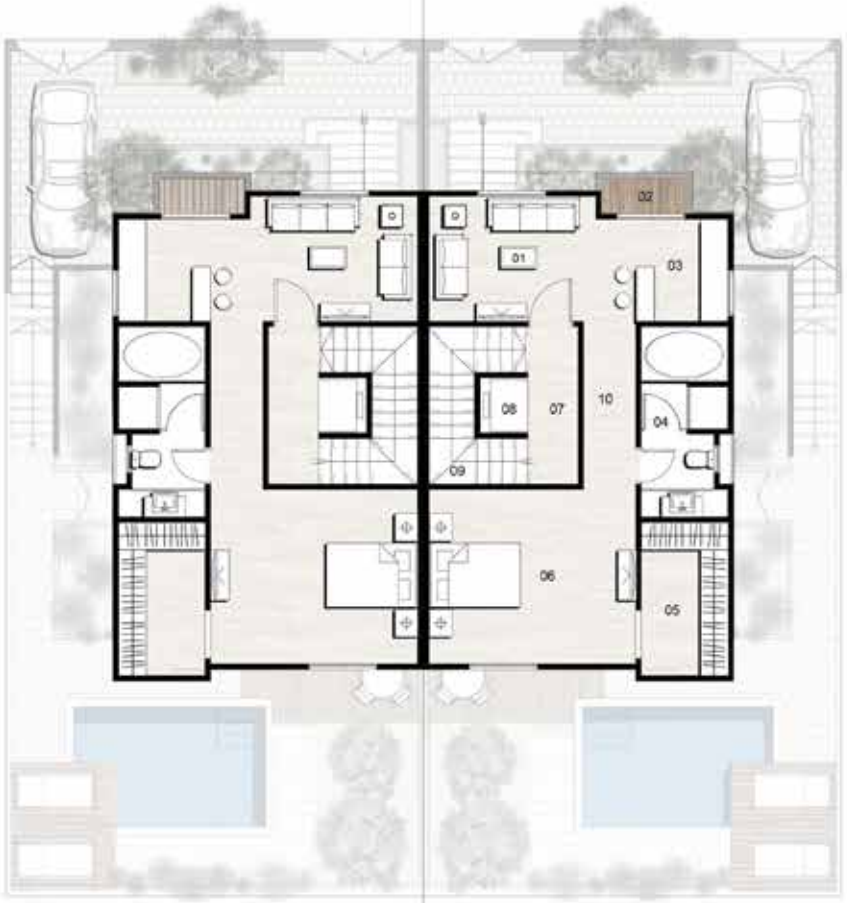

Total Area = 238 m2

01	Living Room	4.55*2.75m	06	Master Bedroom	3.80*4.55m
02	Balcony	2.10*0.90m	07	Lobby - 01	1.10*3.45m
03	Kitchinette	2.25*2.00m	08	Elevator	1.25*1.00m
04	Bathroom	4.20*1.90m	09	Stairs	2.20*3.45m
05	Dressing	3.35*1.90m	10	Lobby - 02	1.15*3.70m

Twin House - 01 - Roof Floor

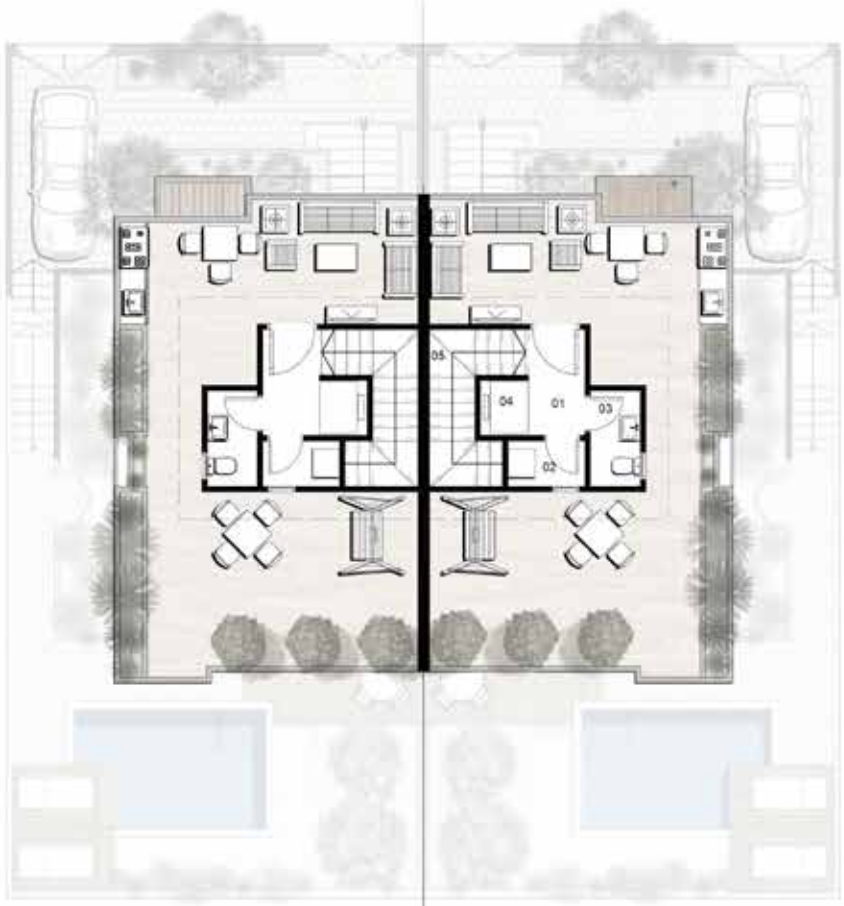

Total Area = 238 m2

01	Lobby	2.35*1.25m	04	Elevator	1.25*1.00m
02	Laundary	1.00*1.70m	05	Stairs	2.20*3.45m
03	Toilet	2.10*1.10m			

twin type1

Twin House - 02 - Roof Floor

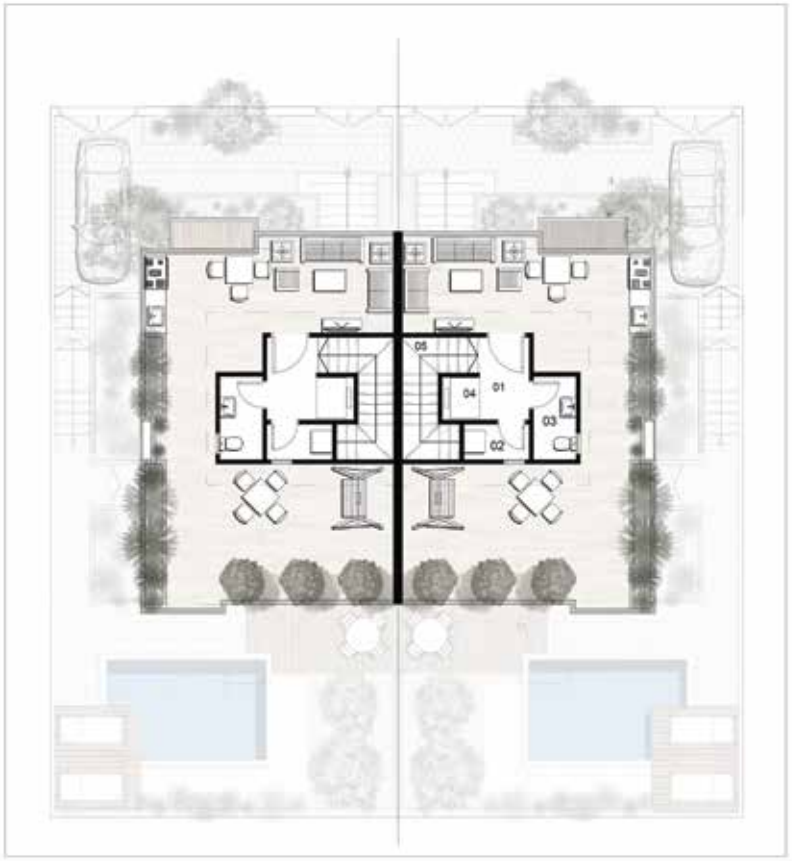

Total Area = 254 m2

01	Lobby	2.35*1.40m	04	Elevator	1.20*1.00m
02	Laundary	1.00*1.85m	05	Stairs	2.20*3.45m
03	Toilet	1.20*2.35m			

Twin House - 02 - Royal Floor



Total Area = 254 m2

01	Living Room	4.75*2.75m	06	Master Bedroom	3.80*4.75m
02	Balcony	2.50*0.90m	07	Lobby - 01	1.10*3.45m
03	Kitchinette	2.25*2.25m	08	Elevator	1.25*1.00m
04	Bathroom	4.20*2.15m	09	Stairs	2.20*3.45m
05	Dressing	3.35*2.15m	10	Lobby - 02	1.35*3.70m

twin type2

Twin House - 02 - Family Floor

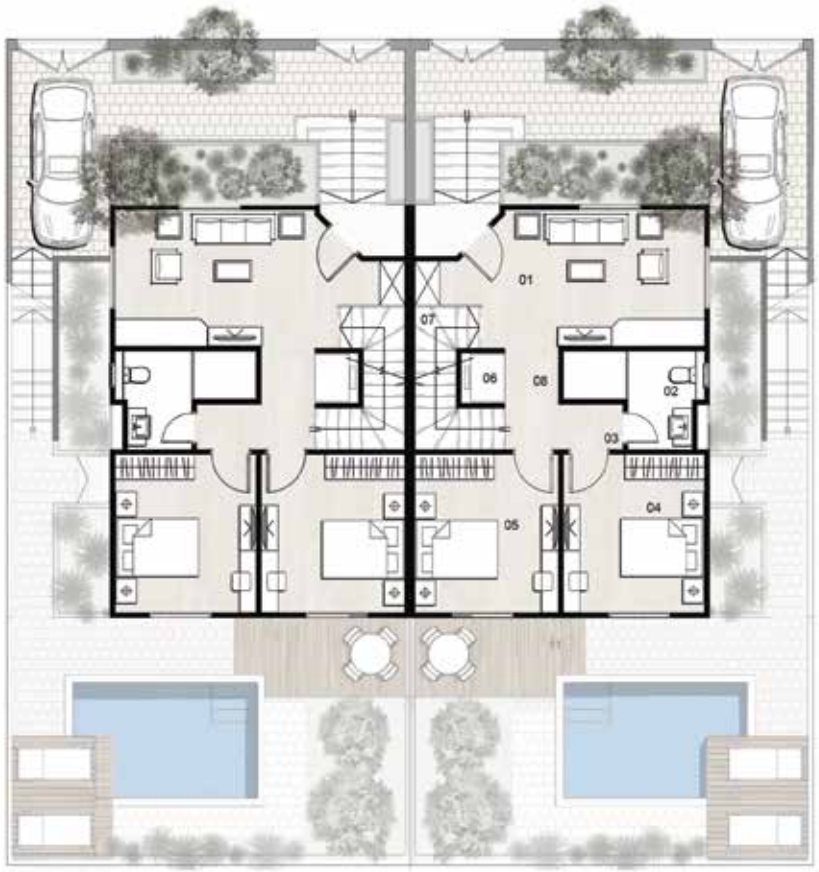

Total Area = 254 m2

01	Reception	3.30*7.00 m	05	Bedroom - 02	3.40*3.80 m
02	Bathroom	2.40*3.40 m	06	Elevator	1.25*1.00 m
03	Lobby - 01	1.10*1.55 m	07	Stairs	2.20*3.45 m
04	Bedroom - 01	3.50*3.80 m	08	Lobby - 02	1.30*3.50 m

Twin House - 02 - Guest Floor



Total Area = 254 m2

01	Dinning	4.80*3.60 m	06	Lobby	1.05*1.00 m
02	Kitchen	2.35*3.60 m	07	Elevator	1.25*1.00 m
03	G.Toilet	2.25*1.10 m	08	Stairs	2.20*3.45 m
04	Nanny's Toilet	2.10*1.20 m	09	Reception	7.00*3.85 m
05	Nanny's Room	2.10*1.65 m	10	Terrace	1.90*4.10 m

twin type2

